



C1D / C1C 系列
DIN 二通插装阀 - 方向阀功能
 (安装孔尺寸符合 DIN 24342)

200 - 10000 l/min - 350 bar

插件 示例: C1D08-01-6-A1

1. **C1D08-01-6-A1** 系列号

规格 DN	16	25	32	40	50	63	80	100
额定 (L/min)	150	310	500	950	1700	2850	4200	6600
最大 (L/min)	200	400	750	1250	2500	4000	6000	10000
型号	C1D 05	C1D 08	C1D 10	C1D 12	C1D 16	C1D 20	C1D 24	C1D 32

2. **C1D08-01-6-A1** 面积比 (Aa :Ax)

类型	代号	面积比	NG					比率	NG		
			16	25	32	40	50		63	80	100
标准	01	1:1.00	●	●	●	●	●	1:1.00	●	●	●
	02	1:1.07	●	●	●	●	●	1:1.04	●	-	-
	03	1:1.50	●	●	●	●	●	1:1.67	●	●	●
带阀芯尾部 缓冲	12	1:1.07	●	●	●	●	●	-	-	-	-
	13	1:1.50	●	●	●	●	●	1:1.67	●	●	●
终端阀位监测	43	1:1.50	●	●	●	●	●	-	-	-	-

3. **C1D08-01-6-A1** 开启压力 (bar)

尺寸	面积比 代号	01	02 / 12		03 / 13 / 43	
		A→B	A→B	B→A	A→B	B→A
DN16 DN25 DN32 DN40 DN50	1	0.33	0.36	5.00	0.50	1.00
	2	0.66	0.71	10.20	1.00	2.00
	3	1.67	1.79	22.50	2.50	5.00
	4	2.34	2.51	35.80	3.50	7.00
	5	3.34	3.58	51.10	5.00	10.00
	6	4.00	-	-	-	-
DN63 DN80 DN100	A	0.50	0.52	-	0.85	1.25
	B	1.60	1.67	-	2.70	4.00
	C	4.00	4.17	-	6.60	10.00

4. **C1D08-01-6-A1** 设计号

C1D05...16 (NG16...50)	A
C1D20...32 (NG63...100)	B

5. **C1D08-01-6-A1** 密封等级

丁腈橡胶: 矿物油	1
氟橡胶: 矿物油及防火油液	5

盖板控制³ 示例: C1C08-03-B00-P08-T00-A1

1. **C1C08-03-B00-P08-T00-A1** 系列规格

规格 DN	16	25	32	40	50	63	80	100
系列	C1C 05	C1C 08	C1C 10	C1C 12	C1C 16	C1C 20	C1C 24	C1C 32

2. **C1C08-03-B00-P08-T00-A1** 盖板类型

3. **C1C08-03-B00-P08-T00-A1** 阻尼孔位置

4. **C1C08-03-B00-P08-T00-A1** 阻尼孔尺寸

节流孔径	无	0.8	1.0	1.2	1.4	1.6	1.8	2.0	2.5	3.0
代号	00	08	10	12	14	16	18	20	25	30

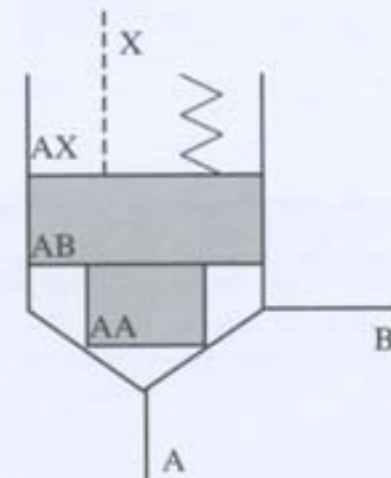
5. **C1C08-03-B00-P08-T00-A1** 设计号

C1C05...16 (NG16...50)	A
C1C20...50 (NG63...100)	B

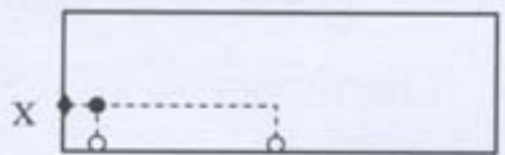
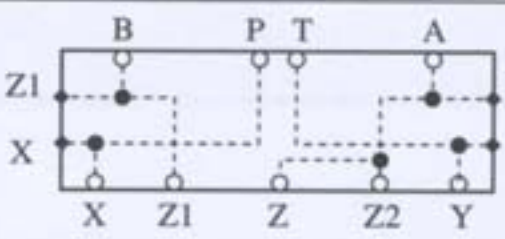
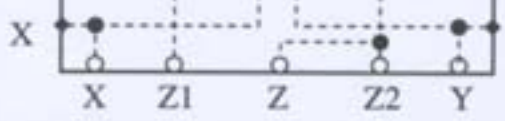
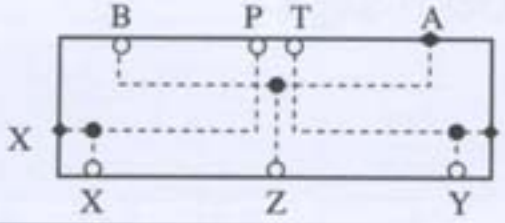
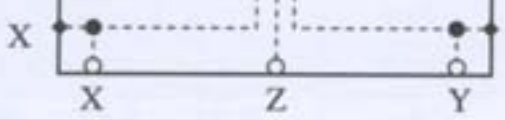
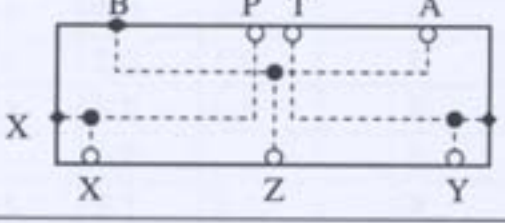
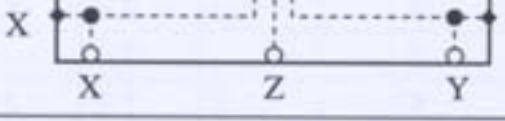
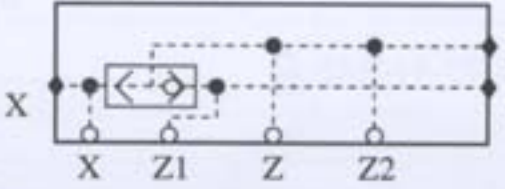
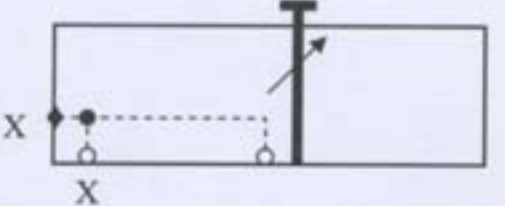
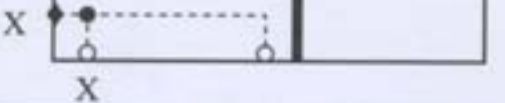
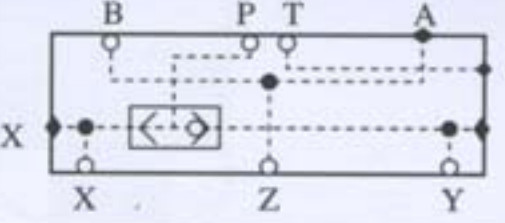
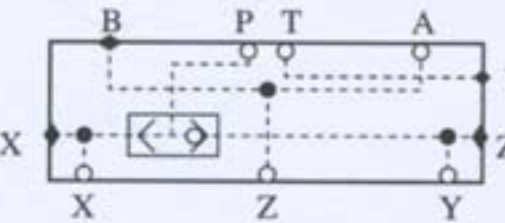
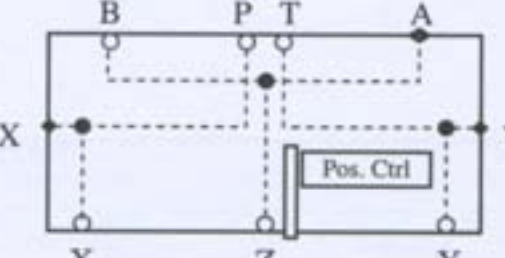
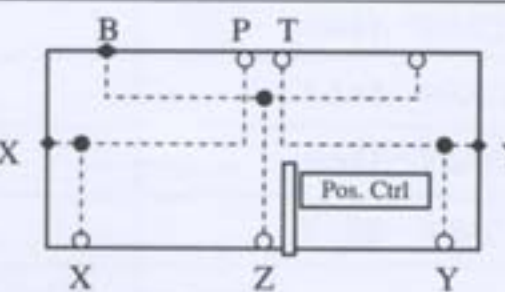
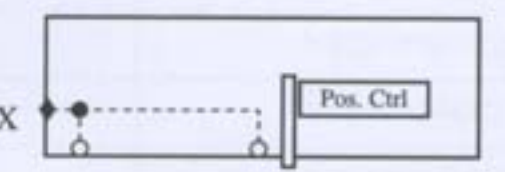
6. **C1C08-03-B00-P08-T00-A1** 密封等级

丁腈橡胶: 矿物油	1
氟橡胶: 矿物油及阻燃液压油	5

C1D:



³ 包括连接螺栓, 详见技术资料。

盖板类型		型号	DN**								
			16	25	32	40	50	63	80	100	
方向盖板	-		C1C**-02-X**-A1	●	●	●	●	●	●	●	●
带先导阀安装面的方向盖板	标准		C1C**-13-A**-B**-P**-T**-A1		●	●	●	●			
			C1C**-14-A**-B**-P**-T**-A1							●	●
	电磁铁在 A 端		C1C**-03-B**-P**-T**-A1		●	●	●	●			
			C1C**-05-B**-P**-T**-A1							●	●
	电磁铁在 B 端		C1C**-04-A**-P**-T**-A1		●	●	●	●			
			C1C**-06-A**-P**-T**-A1							●	●
内置梭阀	-		C1C**-08-X**-Z1**-Z2**-A1	●	●	●	●	●			
带行程限位器	手轮调节		C1C**-10-X**-A1	●	●	●	●	●			
	螺栓调节		C1C**-09-X**-A1							●	●
带先导阀安装面及梭阀的方向盖板	电磁铁在 A 端		C1C**-15-B**-P**-T**-X**-Z1**-A1	●	●	●	●	●			
	电磁铁在 B 端		C1C**-16-A**-P**-T**-X**-Z1**-A1	●	●	●	●	●			
带先导阀安装面及终端阀位监控器的方向盖板	电磁铁在 A 端		C1C**-17-B**-P**-T**-A1	●	●	●	●	●			
	电磁铁在 B 端		C1C**-18-A**-P**-T**-A1	●	●	●	●	●			
带终端阀位监控器的方向盖板	-		C1C**-08-X**-A1	●	●	●	●	●	●		